

VENETIAN BLIND

order form C50 SLIM

Order no. reference:

Choose the model and the colour of the slats and construction

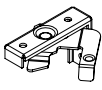
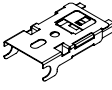

SYSTEM IS DESIGNED FOR INDOOR INSTALLATION. MAXIMUM DIMENSIONS: ELECTRIC DRIVE 4X3,5m MANUAL DRIVE 4X3,5m LIMITED TO 8m ² ACC. TO THE PRICE LIST, APPLIES TO THE MANUAL VERSION		0005 light beige similar to RAL 1013	0204 i 204 PF white similar to RAL 9003	0038 white aluminium similar to RAL 9006	0030 pure aluminium	9007 dark aluminium similar to RAL 9007	2901 metallic graphite	0199 anthracite similar to RAL 7024	0019 black similar to RAL 9011						
										TRANSPARENT	WHITE	GREY	ANTHRACITE	BLACK	
SLATS	C 50 SLIM														
	C 50 SLIM PERFORATED														
										TEXTILES	LADDER				
											CORD - for manual drive				
											TAPE - for electric drive				
										Head rail and bottom bar end cap					
										Steel cable guide with PA cover in colour					
										Option not available					



FREE-HANGING SYSTEM WITHOUT SIDE GUIDES	<input type="checkbox"/>	WITH CABLE GUIDES	<input type="checkbox"/>
--	--------------------------	-------------------	--------------------------

	BROWN			WHITE	LIGHT GREY			DARK GREY				ANTHRACITE		BLACK	BROWN												
COLOURS FROM SELT PALETTE	VSR 240	RAL 1015	RAL 1013	RAL 9001	RAL 9010	RAL 9016	RAL 7035	RAL 9006	RAL 7001	RAL 7037	RAL 9007	RAL 7012	DB 703	FSM 71319	RAL 7015	RAL 7039	RAL 7024	RAL 7016	RAL 7021	RAL 7043	RAL 7022	RAL 9005	RAL 8014	RAL 8016	VSR 780	RAL 8003	
BOTTOM BAR AND HEAD RAIL																											
COVER PANEL COLOUR																											

Other RAL colour,
for an extra charge


SLATS
BOTTOM BAR
COVER PANEL

TYPE OF HEAD RAIL BRACKET	TWIST	ELASTIC CEILING	ELASTIC
			
	<input type="checkbox"/>	<input type="checkbox"/>	<input type="checkbox"/>

TYPE OF COVER PANEL		
NO COVER	1	4B
		
<input type="checkbox"/>	<input type="checkbox"/>	<input type="checkbox"/>
* PAINTED SIDE - - - - -		

Thickness of cover panel	
1,2 mm	2,0 mm
<input type="checkbox"/>	<input type="checkbox"/>

Total height of the blind [cm]	Bundle height C50 Slim	
	Manual [cm]	Electric [cm]
61-100	13	15
101-150	15	17
151-200	17	19
201-250	19	21
251-300	21	23
301-350	23	25

NO.	TOTAL WIDTH [mm]	TOTAL HEIGHT [mm]	QUANTITY	CABLE GUIDE BRACKET 1,6MM		MANUAL - CORD DRIVE				ELECTRIC DRIVE - FEATURES									
				GALVANIZED COLOUR	CABLE TIGHTENER MOUNTED TO THE FLOOR	** MANUAL DRIVE SIDE IS SPECIFIED WHEN VIEWED FROM INSIDE				ELERO			GEIGER	SOMFY					
						SLATS ROTATION		ROLLING UP/DOWN		MC	EC	ERC	M	E	ED	ER	ERD		
				20-40 MM		L	R	L	R	Ja Soft Ja dk Mo>9Nm	Ja Comfort	Ja 868 Comfort	GJ 56	J4 WT	J4 WT Protect	J4 RTS	J4 IO Protect		
1																			
2																			
3																			
4																			
5																			
6																			
7																			
8																			
9																			
10																			
11																			
12																			
13																			
14																			
15																			
16																			
17																			
18																			

Delivery address:

Remarks:

*1) ŻALUZE Z PROWADNICĄ LINKOWĄ ORAZ WOLNOWISZĄCE WYKONYWANE SĄ Z LAMELAMI O SZEROKOŚCI RÓWNEJ PODANEJ SZEROKOŚCI CAŁKOWITEJ SYSTEMU. DLA MOTAŻU WNĘKOWEGO ZALECAMY ZAMÓWIENIE SYSTEMY O MNIJSZEJ SZEROKOŚCI OD SZEROKOŚCI WNEKI ABY MINIMALIZOWAĆ MOŻLIWOŚĆ OCIERANIA LAMELI O ŚCIANKI BOCZNE PODCZAS PRACY.

The Buyer hereby declares that they speak fluent English, understand the statements received and submitted in English, orders submitted, and to have read and accepted General Sales Terms and Conditions, General Warranty Terms and Conditions, Technical-operational documentation and Declaration of performance for external systems, Declaration of Conformity for systems with motor drive and information on safety elements installation for internal systems operated with cord and ball chain, available at www.selt.com/ArkuszeZamowien-en



** THE BUYER HAS BEEN INFORMED OF THE NECESSITY TO INSTALL THE SAFETY ELEMENTS PREVENTING FROM THE RISK OF A STRANGULATION BY THE LOOP

Signature


Ordering company

Date


INFORMATION ON THE ASSEMBLY OF SAFETY ELEMENTS

Children may suffocate when this safety elements are not installed and adapted. Please read the manual carefully and install accordingly.


Anti-strangulation safety elements in the products of SELT Sp. z o.o.



SLIM CORD BRACKET

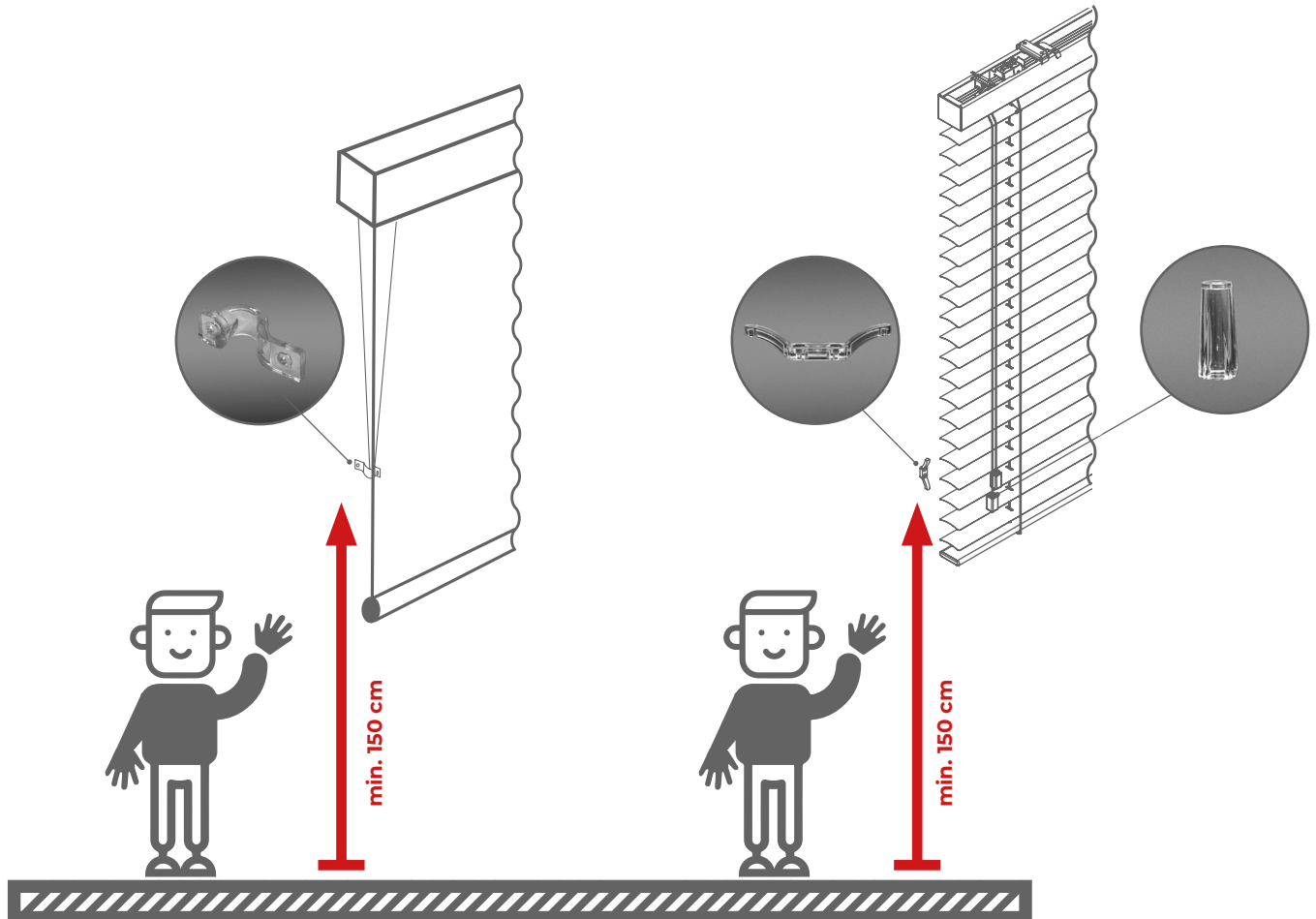


CHAIN SAFETY BRACKET



END OF THE CORD

ASSEMBLY INSTRUCTIONS



WARNING

- Small children can strangle themselves in the loop formed by the cords operating the product, chains and pulling straps.
- To avoid loop strangulation and entanglement, keep cords out of reach of small children. The cords can also wrap around the baby's neck.
- Move the beds and furniture that the children can climb on away from the sun protection systems. Do not tie cords. Make sure the cords do not cross.